

4 Port Customer Connection Point XL/XT

LC and SC Adaptors and Fibre Splice Tray

Application/Product Description

The Customer Connection Point XL/XT (CCPXL/XT) is used as a Building Entry Point (BEP) to provide a fibre termination and network demarcation point external to the connected premise in a Fibre to the Home (FTTH) network. It also presents a network test point outside of the customer location.

The CCPXL/XT has high (IP68) sealing performance on all compression sealed ports and its compact design allows it to be housed in a small subterranean access chamber (e.g.: "Toby Box") whilst protecting the fibre connections from water or dirt contamination. Incoming and outgoing cables are sealed on the two short edges of the CCPXL/XT using a quick twist lock sealing mechanism. An optional vent gauze feature prevents internal moisture condensation. The CCPXL/XT can also be surface mounted to the wall with an optional sealed rear cable entry/exit point enabling the drop cable to pass directly into the premises.

The CCPXL/XT houses up to 2 SC simplex or LC duplex adaptors and has features to secure either 3A heatshrink or ANT mechanical splice protectors. A mechanical fixing secures the incoming cable strength member to provide strain relief. Internal positive fibre management maintains a minimum fibre bend radius of 30mm throughout. The snap fit fully removable lid enables quick clear access to the internal fibre for splicing and termination. Tamper-proof locking mounts have been moulded in to the lid to provide additional security where required. The standard colour is black with other options available on request. The CCPXL/XT enclosure can be supplied pre-loaded with fibre adaptors and pigtails as required.

The CCPXT is fitted with a hinged fibre splice tray allowing complete segregation of the fibres. The splice tray will manage up to 12 splice protectors, either 3A or ANT. The tray can also be fitted with a splitter bridge which will manage a 4 x 7 x 60mm PLC splitter and 2 x 3A or ANT splices.

Technical Data

Dimensions (mm)	H	W	D
	188	94	28.5
Maximum number of adaptors	2 x SC Simplex or 2 x LC Duplex		
Maximum number of splices	2 (up to 45mm)		
Housing material	PC		
Colour	Black / White (Other colours available)		
Optional Splice Tray	12 x 3A/ANT Splices or a 4 x 7 x 60mm PLC splitter + 2 x 3A/ANT splices		



Internal View showing Fibre Splice Tray with 3A Splice/Splitter Bridge



Closed External View



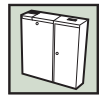
Position of LC / SC Adaptors



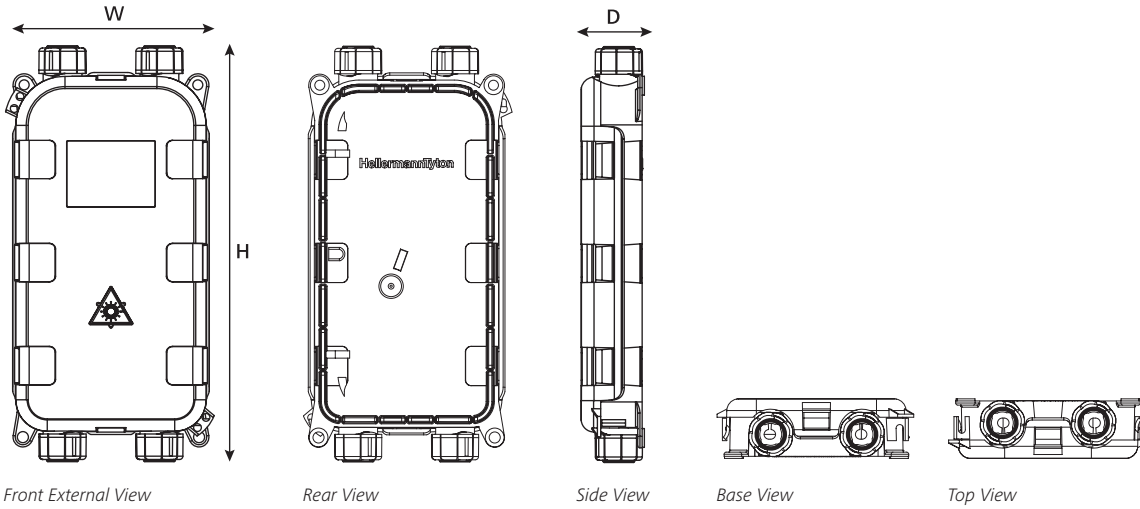
Tamper-proof locking mounts

Features and Benefits:

- IP68 sealing on all compression ports gives a high level of performance to prevent dirt and moisture ingress
- Bend radius managed through-the wall port with IP55 environmental sealing
- Optional vent gauze feature to prevent moisture condensation
- 5 sealed cable entry points, two at the base, two at the top and one in the rear of the enclosure
- Positive fibre management to enable the use of both ITU-T G.652.D or G.657.Ax single mode fibre types
- Minimum fibre bend radius of 30mm throughout
- Mounting for 2 off SC SX or LC DX connections
- Splice protector storage for 3A or ANT sleeves
- Mechanical fixing for cable strength member
- Optional hinged splice tray which will accommodate up to 12 x 250µm splices or a 4 x 7 x 60mm PLC splitter and 2 x 3A or ANT splices.



Technical Diagrams



Front External View

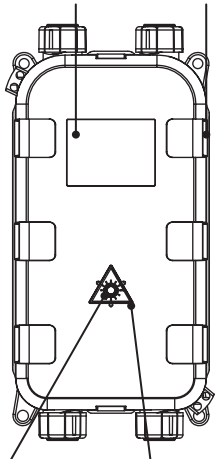
Rear View

Side View

Base View

Top View

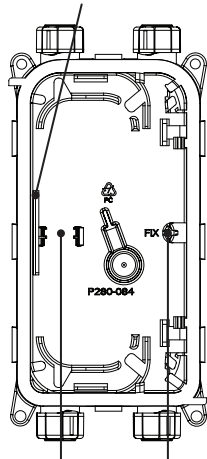
Inset for moulded customer logo
Snap fit removable lid



Laser warning label
Optional moisture vent gauze

Front External View

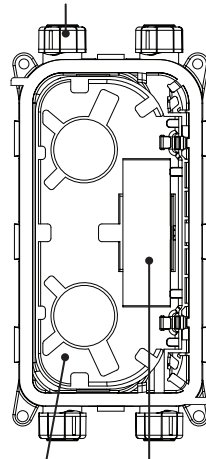
2 x Splice Protector Storage



2 LC / SC Adaptors
Mechanical fixing for cable strength member

Front Internal View showing position of LC/SC Adaptors

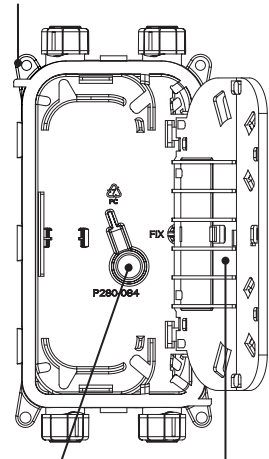
Four IP68 Compression Ports



30mm min. bend radius throughout
Position for 3A/ Splitter Bridge

Front Internal View showing hinged fibre splice tray closed

Tamper proof locking mounts



IP55 through-the-wall port
Hinged Fibre Splice Tray

Front Internal View showing hinged fibre splice tray open